



OUR CITY ★ OUR SCHOOLS ★ OUR FUTURE

# SAINT LOUIS PUBLIC SCHOOLS

2024-25 data for K-12 students unless otherwise noted. Percentages may be rounded.



SUPERINTENDENT  
Dr. Millicent Borishade

## STUDENT SUCCESS GOALS



### 3rd Grade Reading

Growth and Proficiency



### 3rd Grade Math

Growth and Proficiency



### College and Career Readiness

High School Students Prepared for Workforce and Post-Secondary Employment



### Culture and Climate

Student Wellbeing

**MISSION:** We will provide a quality education for all students and enable them to realize their full intellectual potential.

## WHO WE SERVE

**18,122**

PK-12 Students  
(Based on Jan. 27, 2025)

**17,989**

PK-12 Students  
(Based on Sept. 25, 2024)

**62**

District Schools  
(42 Ele. | 9 Mid. | 11 High)

**15%**

English Learner

**1,876**

Pre-K Enrollment

**1,771**

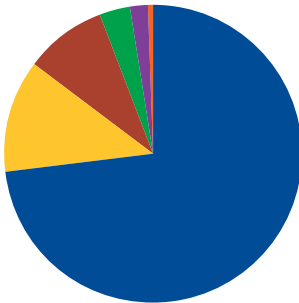
Pre-K Enrollment

**8**

Programs<sup>†</sup>

**15%**

Special Education



Black	73.2%
White	12.1%
Hispanic	9.0%
American Indian/ Alaskan Native	3.2%
Multi-Racial	2.1%
Asian	0.3%
Native Hawaiian/ Pacific Islander	.1%

**95.6%**

KEA Completion  
(Kindergarten Entry Assessment  
for October 2024)

**87.53%**

Economically Disadvantaged\*  
(Free-Reduced Lunch)

**31.95%**

Student Mobility Rate\*

**470**

Adult Education  
Participants

**145**

Dual Enrollment  
Program Participants<sup>†</sup>

**10,597**

Registered for 25-26  
Transportation

## SAFETY & SECURITY

- Emergency Operations Plan (EOP) ☒
- Risk Assessment ☒
- Window Safety Film (ongoing)

## BEFORE & AFTER CARE

**Approximately \$2.5 Mil.**  
410 Before & 901 After Care  
students attended on the first  
day – first time ever!

## TRANSFORMATION PLAN 4.0

Continuous School Improvement Plan  
(CSIP) Community Dates:  
March 27th | April 24th

## EDUCATOR RECRUITMENT AND RETENTION

**1,248**

PK-12  
Teachers

**573**

Total Hires  
(For Everyone in SLPS  
as of 1/28/25)

**141**

Certified  
Teachers Hired  
(New to the District)

**207**

Support Staff Hired  
(Subs, ICAs, TAs, ISS,  
Library Aides, etc.)

**206**

New to Profession  
Teachers  
(<1 Full Year of  
Teaching Experience)

**1,035  
(83%)**

Teacher Retention  
from 23-24 SY  
to 24-25 SY

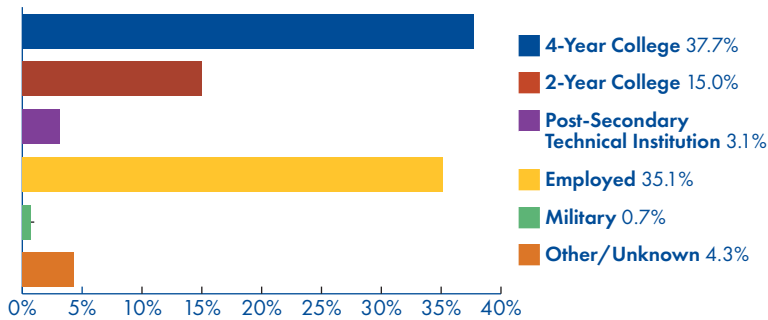
# MSIP 6 ANNUAL PERFORMANCE REPORT (APR)

Includes points for both performance and continuous improvement standards.

	POINTS POSSIBLE	POINTS EARNED	% POINTS EARNED
2024	200.0	131.5	65.7%
2023	192.0	121.4	63.2%
2022	180.0	115.0	63.8%

## COLLEGE AND CAREER READINESS

### 2024 Graduates 180-Day Follow-Up



### Merit-Based Scholarships

2023-2024

2022-2023

2021-2022

### STUDENTS REPORTED

297

296

294

### SCHOLARSHIP DOLLARS

\$67,073,998

\$50,610,098

\$48,107,738

91%

8th Grade ICAPS Complete

90%

Freshmen Finished Sem. 1 w/3+ Credits

79.5%

Senior ICAPS Complete

## Learn & Earn Internship Program Internship Placements

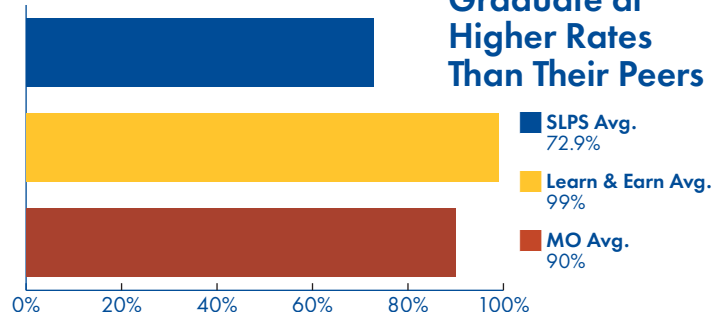


41%  
Non-CTE  
Interns

59%  
CTE  
Interns

73%  
4-Year  
Graduation  
Rate

Learn & Earn  
Completers  
Graduate at  
Higher Rates  
Than Their Peers



## PROP S IN PROGRESS

Your Tax Dollars at Work | [SLPS.org/PropS](https://slps.org/PropS)

- Whiteboard Installations
- Stair Treads Replacements
- Painting
- Lighting Upgrades
- Fire Alarm Upgrades
- Exterior Door Replacements
- Restroom Upgrades
- Energy Performance
- Playgrounds
- Flooring Repairs
- Roofing –Replacement/ Restoration
- Masonry –Tuckpointing/ Restoration
- Window Replacements
- Hazardous Material Abatement
- Auditorium Upgrades
- Cafeteria Upgrades

## SLPS FUNDING

SCHOOL YEAR	ENDING FUND BALANCE	ENDING FUND BALANCE %
2015-16	\$31,057,695	8.64%
2016-17	\$61,119,043	17.49%
2017-18	\$78,672,346	22.24%
2018-19	\$95,046,891	27.45%
2019-20	\$114,542,815	34.43%
2020-21	\$123,774,535	35.63%
2021-22	\$164,215,475	47.05%
2022-23	\$201,215,475	45.87%
2023-24 Proj.*	\$231,749,325	54.36%
2024-25 Bdgt.	\$197,406,075	45.43%

\*Pending State Audit

DESE Required Fund Balance: 3%

